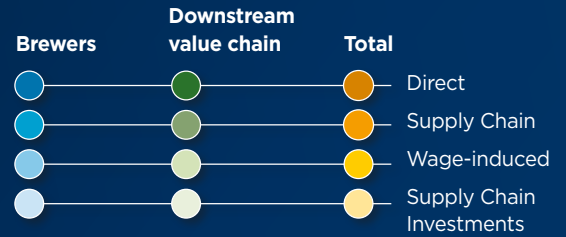


# SOUTH AFRICA


## BEER'S ECONOMIC FOOTPRINT IN 2023

The global beer sector contributes to South Africa's economy through the South African beer sector's domestic operations, and the global beer sector's supply chain.




## GROSS DOMESTIC PRODUCT (GDP) IMPACT

The global beer sector supported a **\$5.2 billion** contribution to South Africa's GDP. This was equivalent to **1.4%** of national GDP, or **31%** of Pretoria's economy.



## EMPLOYMENT IMPACT

The global beer sector sustained over **210,000 jobs** in South Africa. This was equivalent to **1.3%** of national employment, or **31%** of employment in Pretoria.



## TAX IMPACT

The global beer sector supported **\$3.9 billion** in tax revenues in South Africa. This was equivalent to **4.2%** of government revenue.



Subtotals may not sum to totals due to rounding. All values are measured in 2023 prices and US dollar exchange rates. \* Including excise and VAT.